

Lecture/23



Podcasting

Updated 2/11/2006

<http://www.lecture123.com>



Contact: support@lecture123.com

Podcasts

- During the Presenter publishing step you select whether you want audio and/or video podcasts for the session you are publishing.
- Email is sent to the author once the podcast content is ready for use.
- The podcast subscription is separate for each Lecture123 community.
- Simply click on the podcast link on the playback web page for the desired community.
- The next several pages walk through the flow from the Lecture123 playback web page to podcast delivery onto your external player.

Enable Podcasts During Publish

- When you publish your recorded session in the Presenter, select the podcast checkboxes in order for the audio or video to be made available in the community podcast

Community: Demo
Lecture Folder (select or type new name): bio
Lecture Name: lecture-1
Author Email: mbg@lecture123.com
Podcasting options:
 make available as video podcast
 make available as audio podcast

Choose Lecture Parameters:

Hint: use "File > Publish Existing Lecture" if publishing later.

contacting server...
connection established

Publish Publish Later

Enabling Podcasts for Sessions Already Published

- If you did not enable podcasting in the Presenter publish step, you may do so by clicking on the 'Manage Lectures' link in the blue toolbar when logged into the web site
- After your click "Update Lecture" you will be sent an email when your session podcast is ready for use

File Edit View Go Bookmarks Tools Help
http://www.lecture123.com/beta/app/manage_lectur... Go CL

Lecture/23 Home | Logout | Account | **Manage Lectures** | Play | Record | Search
Current Community for demo Demo

Manage Lectures

You can administer lectures using the links below.

Lecture Management Tools

Copy/Move/Delete Lectures
author or admin can manage lectures.

Manage Lecture Properties
author or admin can modify lecture properties or enable/disable a podcast.

File Edit View Go Bookmarks Tools Help
http://www.lecture123.com/beta/service/LectAdmin... Go CL

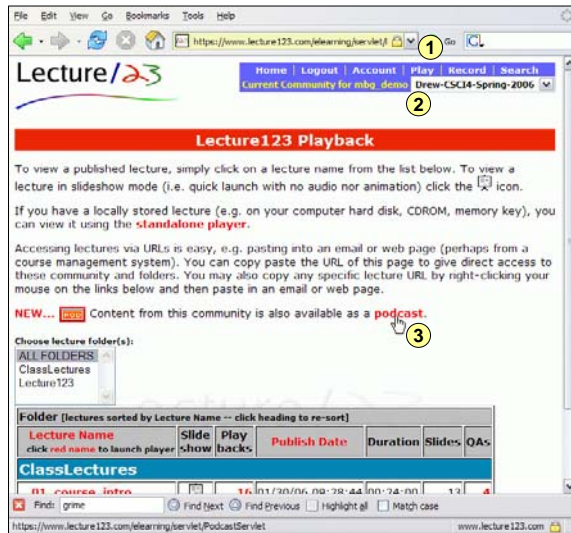
Lecture/23 Home | Logout | Account | **Manage Lectures** | Play | Record | Search
Current Community for demo Demo

Manage Lecture Properties

Folder: bio Lecture: lecture-1
Author's Email: mbg@lecture123.com
Podcasting: Audio Video
Update Lecture

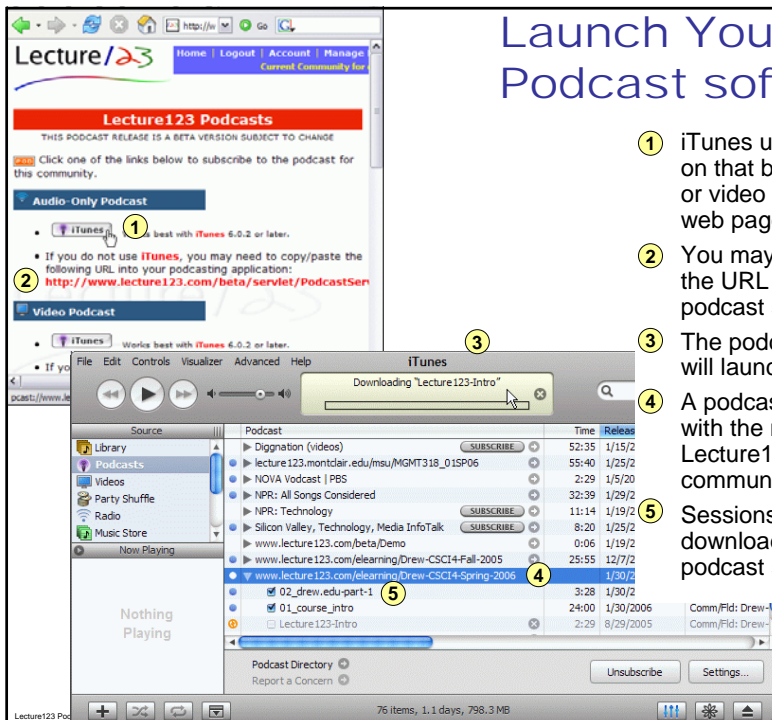
Find the Podcast Link on the Community Playback Web Page

- Login to Lecture123 with your web browser.
- ① Click on the Play link in the blue toolbar.
- ② Select the community where you want a podcast.
- ③ Click on the podcast link on the playback page.



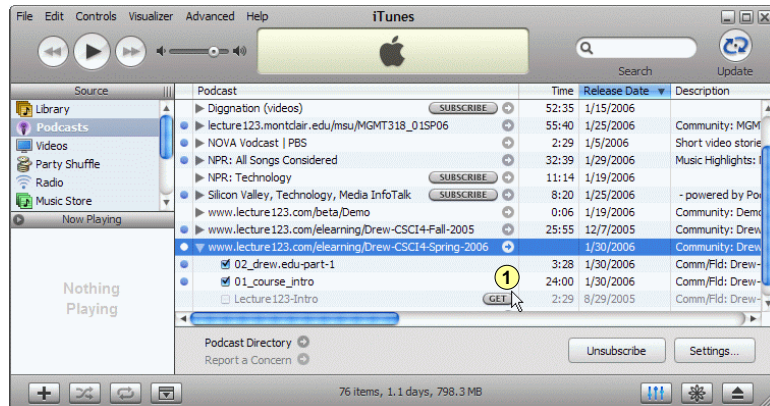
Launch Your Podcast software

- ① iTunes users should click on that button for audio or video on the podcast web page.
- ② You may also copy/paste the URL into your podcast software.
- ③ The podcast software will launch
- ④ A podcast entry is made with the name of the Lecture123 server and community selected.
- ⑤ Sessions will be downloaded to your podcast software.



Getting Additional Sessions in the Podcast

- Depending on how your podcast software is configured you may need to manually download sessions listed in the podcast.
- 1 iTunes has a GET button to download the session.



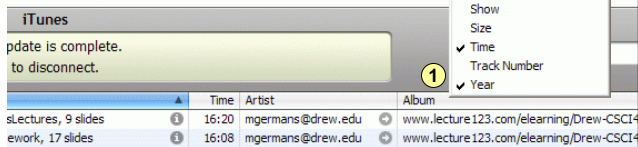
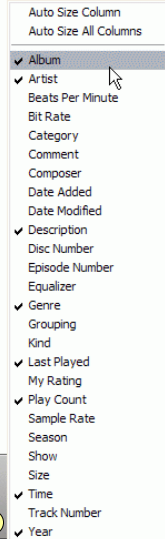
Lecture123 Podcasting

Copyright © 2006 Lecture123.com Corporation. All Rights Reserved.

7

Organizing Podcast Sessions

- Lecture123 podcast are sent to your software with specific session information, e.g. the server, repository, community, folder, lecture name, author, #slides.
- 1 You may need to enable various library headings in your software to see these details. In iTunes right-click on the heading line and select columns like Album, Artist, and Description.
- 2 You may then sort the list in iTunes by clicking on the column heading. This allows you to see sessions from the same community grouped together.



Name	Year	Description	Time	Artist
inside-4	2005	Comm/Fid: Drew-CSCI4-Fall-2005/Class.lectures, 9 slides	16:20	mgermans@drew.edu
inside-Examoles	2004	Comm/Fid: Drew-CSCI4-Fall-2005/Homework. 17 slides	16:08	mgermans@drew.edu

Lecture123 Podcasting

Copyright © 2006 Lecture123.com Corporation. All Rights Reserved.

8

Access & Playback Audio Podcast on Your Player

1

2

3

4

5

Lecture123 Podcasting

Copyright © 2006 Lecture123.com Corporation. All Rights Reserved.

9

Access & Playback Video Podcast on Your Player

1

2

3

4

5

Lecture123 Podcasting

Copyright © 2006 Lecture123.com Corporation. All Rights Reserved.

10

Author Lecture Management

- Authors of Lecture123 sessions will see “Manage Lectures” in the web toolbar
- Manage Lecture Properties allows an author or admin to enable or disable podcasts for published sessions, e.g. if the author did not select podcasting when publishing a session, it can be enabled here.



Manage Lecture Properties

- This allows authors to:
 - ① Change the Author Email address, e.g. email notices are sent when students ask questions.
 - ② Enable or disable audio and/or video podcasts for the selected lecture session. An email is sent to the Author Email once a podcast is ready for use.

